

## Dog Information

<b>Margo (Margo)</b> NAME	<b>Female</b> SEX
<b>Labrador Retriever</b> BREED ANCESTRY	<b>June 27th, 2023</b> DATE OF BIRTH
<b>American Kennel Club (AKC)</b> REGISTRATION	<b>n/a</b> MICROCHIP

**Brittany N Pescara**  
OWNER NAME

**Canine Genetic Health Screen**  
TEST

**December 5th, 2023**  
TEST DATE

## BREED HEALTH TESTS

DISEASE	GENE	GENOTYPE	RESULT	TESTING RECOMMENDED BY
Centronuclear Myopathy, CNM	PTPLA	NN	Clear	
Degenerative Myelopathy, DM	SOD1A	GG	Clear	
Exercise-Induced Collapse, EIC	DNM1	GG	Clear	
Hereditary Nasal Parakeratosis, HNPk	SUV39H2	GG	Clear	
Hyperuricosuria and Hyperuricemia or Urolithiasis, HUU	SLC2A9 (Exon 5)	GG	Clear	
Macular Corneal Dystrophy, MCD	CHST6	CC	Clear	
Narcolepsy	HCRTR2	AA	Clear	
Progressive Retinal Atrophy, prcd	PRCD Exon 1	GG	Clear	
Pyruvate Kinase Deficiency	PKLR Exon 7 SNP Variant 1	CC	Clear	
Skeletal Dysplasia 2, SD2	COL11A2	GG	Clear	
Achromatopsia	CNGA3 (Exon 7 Deletion)	NN	Clear	
Alexander Disease	GFAP (Exon 4)	GG	Clear	
Canine Elliptocytosis	SPTB Exon 30	CC	Clear	
Congenital Myasthenic Syndrome, CMS	COLQ (Exon 14)	TT	Clear	
Golden Retriever Progressive Retinal Atrophy 2, GR-PRA2	TTC8 Exon 8	NN	Clear	

## Dog Information





<b>Margo (Margo)</b> NAME	<b>Female</b> SEX
<b>Labrador Retriever</b> BREED ANCESTRY	<b>June 27th, 2023</b> DATE OF BIRTH
<b>American Kennel Club (AKC)</b> REGISTRATION	<b>n/a</b> MICROCHIP

**Brittany N Pescara**  
OWNER NAME

**Canine Genetic Health Screen**  
TEST

**December 5th, 2023**  
TEST DATE

## BREED HEALTH TESTS

DISEASE	GENE	GENOTYPE	RESULT	TESTING RECOMMENDED BY
Myotubular Myopathy 1, X-linked Myotubular Myopathy, XL-MTM	MTM1 (Exon 7)	CC	Clear	
Progressive Retinal Atrophy, crd4/cord1	RPGRIP1 (Exon 2)	NN	Clear	
Stargardt Disease	ABCA4 Exon 28	NI	1 Variant	
Ullrich-like Congenital Muscular Dystrophy	COL6A3	GG	Clear	



## Canine Genetic Health Certificate™

**Call Name:** Margo  
**Registered Name:** -  
**Breed:** Labrador Retriever  
**Sex:** Female  
**DOB:** June 2023

**Laboratory #:** 412367  
**Registration #:** -  
**Certificate Date:** Dec. 8, 2023

### This canine's DNA showed the following genotype(s):

Disease	Gene	Genotype	Interpretation
Retinal Dysplasia/Oculoskeletal Dysplasia 1	COL9A3	WT/WT	Normal (Clear)

WT, wild type (normal); M, mutant; Y, Y chromosome (male)

Paw Print Genetics® performed the testing on the dog listed on this certificate. See the Laboratory Report for interpretation and recommendations based on these findings. The genes/diseases reported here were selected by the client. Normal results do not exclude inherited mutations not tested in these or other genes that may cause medical problems or may be passed on to offspring. The results included in this report relate only to the items tested using the sample provided. These tests were developed and their performance determined by Paw Print Genetics. This laboratory has established and verified the test(s)' accuracy and precision with >99.9% sensitivity and specificity. The presence of mosaicism may not be detected by this test. Non-paternity may lead to unexpected results. This is not a breed identification test. Because all tests performed are DNA-based, rare genomic variations may interfere with the performance of some tests producing false results. If you think these results are in error, please contact the laboratory immediately for further evaluation. In the event of a valid dispute of results claim, Paw Print Genetics will do its best to resolve such a claim to the customer's satisfaction. If no resolution is possible after investigation by Paw Print Genetics with the cooperation of the customer, the extent of the customer's sole remedy is a refund of the fee paid. In no event shall Paw Print Genetics be liable for indirect, consequential or incidental damages of any kind. Any claim must be asserted within 60 days of the report of the test results. Genetic counseling is available at Paw Print Genetics.

**ORTHOPEDIC FOUNDATION FOR ANIMALS, INC.**

BSL "MARGO'S" LITTLE DESPICABLE ME  
*registered name*

LABRADOR RETRIEVER  
*breed*

*film/test/lab #*

900235000577026  
*tattoo/microchip/DNA profile*

2657222  
*application number*

09/23/2025  
*date of report*

**RESULTS:**

Normal cardiovascular examination via auscultation - No evidence of congenital or acquired heart disease was noted. Since acquired heart disease may develop later, these evaluation results remain valid for one year, and annual examinations are recommended to continue to monitor cardiac health.

SS42658001  
*registration no.*

F  
*sex*

06/27/2023  
*date of birth*

26  
*age at evaluation in months*



A Not-For-Profit Organization

LR-BCA4502/26F/P-VPI  
*O.F.A. NUMBER*

*This number issued with the right to correct or  
revoke by the Orthopedic Foundation for Animals.*

**NORMAL/CLEAR - PRACTITIONER**

**owner**  
BRITTANY PESCARA  
1080 COUNTY RD T3  
GRAND RAPIDS OH 43522



G.G. KELLER, DVM, MS, DACVR  
CHIEF OF VETERINARY SERVICES

[www.ofa.org](http://www.ofa.org)

This electronic OFA certificate was generated on: 09/23/2025

This certification can be verified on the OFA website by entering the dog's registration number into the orange search box located at the top of the page or by scanning the QR code above.

If there are any errors on this certificate, please email [CORRECTIONS@OFA.ORG](mailto:CORRECTIONS@OFA.ORG) to request a correction.

Orthopedic Foundation for Animals, Inc.  
2300 E. Nifong Blvd.  
Columbia, MO 65201-3806

OFA website: [www.ofa.org](http://www.ofa.org)  
E-mail address: [ofa@ofa.org](mailto:ofa@ofa.org)  
Phone number: 573-442-0418  
Fax number: 573-875-5073

**ORTHOPEDIC FOUNDATION FOR ANIMALS, INC.**

BSL "MARGO'S" LITTLE DESPICABLE ME  
*registered name*

LABRADOR RETRIEVER  
*breed*

*film/test/lab #*

900235000577026  
*tattoo/microchip/DNA profile*

2657222  
*application number*

09/23/2025  
*date of report*

**RESULTS:**

The elbows are normal. No radiographic evidence of elbow dysplasia is present.

SS42658001  
*registration no.*

F  
*sex*

06/27/2023  
*date of birth*

26  
*age at evaluation in months*



A Not-For-Profit Organization

LR-EL129047F26-C-VPI  
*O.F.A. NUMBER*

*This number issued with the right to correct or  
revoke by the Orthopedic Foundation for Animals.*

NORMAL

**owner**

BRITTANY PESCARA  
1080 COUNTY RD T3  
GRAND RAPIDS OH 43522

OFA eCert



Verify QR scan

G.G. KELLER, DVM, MS, DACVR  
CHIEF OF VETERINARY SERVICES

[www.ofa.org](http://www.ofa.org)

This electronic OFA certificate was generated on: 09/23/2025

This certification can be verified on the OFA website by entering the dog's registration number into the orange search box located at the top of the page or by scanning the QR code above.

If there are any errors on this certificate, please email [CORRECTIONS@OFA.ORG](mailto:CORRECTIONS@OFA.ORG) to request a correction.

Orthopedic Foundation for Animals, Inc.  
2300 E. Nifong Blvd.  
Columbia, MO 65201-3806

OFA website: [www.ofa.org](http://www.ofa.org)  
E-mail address: [ofa@ofa.org](mailto:ofa@ofa.org)  
Phone number: 573-442-0418  
Fax number: 573-875-5073

ORTHOPEDIC FOUNDATION FOR ANIMALS, INC.

BSL "MARGO'S" LITTLE DESPICABLE ME  
*registered name*

LABRADOR RETRIEVER  
*breed*

*film/test/lab #*

900235000577026  
*tattoo/microchip/DNA profile*

2657222  
*application number*

09/23/2025  
*date of report*

RESULTS:

No radiographic evidence of hip dysplasia is present. The consensus evaluation is: EXCELLENT

SS42658001  
*registration no.*

F  
*sex*

06/27/2023  
*date of birth*

26  
*age at evaluation in months*



A Not-For-Profit Organization

LR-282467E26F-C-VPI  
*O.F.A. NUMBER*

*This number issued with the right to correct or  
revoke by the Orthopedic Foundation for Animals.*

**owner** BRITTANY PESCARA  
1080 COUNTY RD T3  
GRAND RAPIDS OH 43522

OFA eCert



Verify QR scan

G.G. KELLER, DVM, MS, DACVR  
CHIEF OF VETERINARY SERVICES

[www.ofa.org](http://www.ofa.org)

This electronic OFA certificate was generated on: 09/23/2025

This certification can be verified on the OFA website by entering the dog's registration number into the orange search box located at the top of the page or by scanning the QR code above.

If there are any errors on this certificate, please email [CORRECTIONS@OFA.ORG](mailto:CORRECTIONS@OFA.ORG) to request a correction.

Orthopedic Foundation for Animals, Inc.  
2300 E. Nifong Blvd.  
Columbia, MO 65201-3806

OFA website: [www.ofa.org](http://www.ofa.org)  
E-mail address: [ofa@ofa.org](mailto:ofa@ofa.org)  
Phone number: 573-442-0418  
Fax number: 573-875-5073

**ORTHOPEDIC FOUNDATION FOR ANIMALS, INC.**

**BSL "MARGO'S" LITTLE DESPICABLE ME**  
*registered name*

**LABRADOR RETRIEVER**  
*breed*

*film/test/lab #*

**900235000577026**  
*tattoo/microchip/DNA profile*

**2657222**  
*application number*

**09/23/2025**  
*date of report*

**RESULTS:**

The results of the examination submitted to OFA indicate that no evidence of patellar luxation was recognized.

**owner**  
BRITTANY PESCARA  
1080 COUNTY RD T3  
GRAND RAPIDS OH 43522

OFA eCert



Verify QR scan

**SS42658001**  
*registration no.*

**F**  
*sex*

**06/27/2023**  
*date of birth*

**26**  
*age at evaluation in months*



A Not-For-Profit Organization

**LR-PA4391/26F/P-VPI**  
*O.F.A. NUMBER*

*This number issued with the right to correct or revoke by the Orthopedic Foundation for Animals.*

**NORMAL - PRACTITIONER**

G.G. KELLER, DVM, MS, DACVR  
CHIEF OF VETERINARY SERVICES

[www.ofa.org](http://www.ofa.org)

This electronic OFA certificate was generated on: 09/23/2025

This certification can be verified on the OFA website by entering the dog's registration number into the orange search box located at the top of the page or by scanning the QR code above.

If there are any errors on this certificate, please email [CORRECTIONS@OFA.ORG](mailto:CORRECTIONS@OFA.ORG) to request a correction.

Orthopedic Foundation for Animals, Inc.  
2300 E. Nifong Blvd.  
Columbia, MO 65201-3806

OFA website: [www.ofa.org](http://www.ofa.org)  
E-mail address: [ofa@ofa.org](mailto:ofa@ofa.org)  
Phone number: 573-442-0418  
Fax number: 573-875-5073