

Dog Information

Axel NAME	Male SEX
Labrador Retriever BREED ANCESTRY	-- DATE OF BIRTH
American Kennel Club (AKC) REGISTRATION	n/a MICROCHIP

Brittany N Pescara
OWNER NAME

Canine Genetic Health Screen
TEST

April 26th, 2022
TEST DATE

BREED HEALTH TESTS

DISEASE	GENE	GENOTYPE	RESULT	TESTING RECOMMENDED BY
Centronuclear Myopathy, CNM	PTPLA	NN	Clear	
Degenerative Myelopathy, DM	SOD1A	GG	Clear	
Exercise-Induced Collapse, EIC	DNM1	GG	Clear	
Hereditary Nasal Parakeratosis, HNPk	SUV39H2	GG	Clear	
Hyperuricosuria and Hyperuricemia or Urolithiasis, HUU	SLC2A9 (Exon 5)	GG	Clear	
Macular Corneal Dystrophy, MCD	CHST6	CC	Clear	
Narcolepsy	HCRTR2	AA	Clear	
Progressive Retinal Atrophy, prcd	PRCD Exon 1	GG	Clear	
Pyruvate Kinase Deficiency	PKLR Exon 7 SNP Variant 1	CC	Clear	
Skeletal Dysplasia 2, SD2	COL11A2	GG	Clear	
Achromatopsia	CNGA3 (Exon 7 Deletion)	NN	Clear	
Alexander Disease	GFAP (Exon 4)	GG	Clear	
Canine Elliptocytosis	SPTB Exon 30	CC	Clear	
Congenital Myasthenic Syndrome, CMS	COLQ (Exon 14)	TT	Clear	
Golden Retriever Progressive Retinal Atrophy 2, GR-PRA2	TTC8 Exon 8	NN	Clear	

Dog Information

Axel NAME	Male SEX
Labrador Retriever BREED ANCESTRY	-- DATE OF BIRTH
American Kennel Club (AKC) REGISTRATION	n/a MICROCHIP

Brittany N Pescara

OWNER NAME





Canine Genetic Health Screen

TEST

April 26th, 2022

TEST DATE

BREED HEALTH TESTS

DISEASE	GENE	GENOTYPE	RESULT	TESTING RECOMMENDED BY
Myotubular Myopathy 1, X-linked Myotubular Myopathy, XL-MTM	MTM1 (Exon 7)	CY	Clear	
Progressive Retinal Atrophy, crd4/cord1	RPGRIP1 (Exon 2)	NN	Clear	
Stargardt Disease	ABCA4 Exon 28	NN	Clear	
Ullrich-like Congenital Muscular Dystrophy	COL6A3	GG	Clear	

Laboratory Report

** Amended Report **

Laboratory #:	281944	Call Name:	Axel
Order #:	127874	Registered Name:	-
Ordered By:	Brittany Pescara	Breed:	Labrador Retriever
Ordered:	Dec. 29, 2021	Sex:	Male
Received:	April 11, 2022	DOB:	Dec. 2021
Reported:	April 14, 2022	Registration #:	-
Amended:	Aug. 12, 2022		

Results:

Disease	Gene	Genotype	Interpretation
Retinal Dysplasia/Oculoskeletal Dysplasia 1	COL9A3	WT/WT	Normal (clear)

WT, wild type (normal); M, mutant; Y, Y chromosome (male)

Interpretation:

Molecular genetic analysis was performed for a specific mutation reported to be associated with Retinal Dysplasia/Oculoskeletal Dysplasia 1 in dogs. We identified two normal copies of the DNA sequences in the COL9A3 gene tested. Thus, this dog is not at an increased risk for Retinal Dysplasia/Oculoskeletal Dysplasia 1.

Recommendations:

No mutations were identified. Thus, this dog is not at an increased risk for the disease caused by or associated with the mutation tested. Because this dog is "clear" of this mutation, this dog will only pass the normal gene on to its offspring. Normal results do not exclude inherited mutations not tested in this gene or other genes that may cause medical problems or may be passed on to offspring. Paw Print Genetics® has genetic counseling available to you at no additional charge to answer any questions about these test results, their implications and potential outcomes in breeding this dog.

NOTE: The following fields were adjusted at the client's request on Aug 12, 2022: Name



Blake C Ballif, PhD
Laboratory & Scientific Director



Casey R Carl, DVM
Associate Medical Director

Paw Print Genetics® performed the tests listed on this dog. The genes/diseases reported here were selected by the client. Normal results do not exclude inherited mutations not tested in these or other genes that may cause medical problems or may be passed on to offspring. The results included in this report relate only to the items tested using the sample provided. These tests were developed and their performance determined by Paw Print Genetics. This laboratory has established and verified the test(s)' accuracy and precision with >99.9% sensitivity and specificity. The presence of mosaicism may not be detected by this test. Non-paternity may lead to unexpected results. This is not a breed identification test. Because all tests performed are DNA-based, rare genomic variations may interfere with the performance of some tests producing false results. If you think any results are in error, please contact the laboratory immediately for further evaluation. In the event of a valid dispute of results claim, Paw Print Genetics will do its best to resolve such a claim to the customer's satisfaction. If no resolution is possible after investigation by Paw Print Genetics with the cooperation of the customer, the extent of the customer's sole remedy is a refund of the fee paid. In no event shall Paw Print Genetics be liable for indirect, consequential or incidental damages of any kind. Any claim must be asserted within 60 days of the report of the test results.

BSL GUNS N' ROSES "AXL"

SS31579302

M BLACK LABRADOR RETRIEVER

Born Dec 7 2021

Sire: SR88140905

Dam: SS05727901

Registry	Test Date	Report Date	Age (m)	Conclusion	OFA Number
ELBOW	Jan 31 2023	Feb 8 2023	13	NORMAL	<i>Preliminary Evaluation</i>
HIPS	Jan 31 2023	Feb 8 2023	13	GOOD	<i>Preliminary Evaluation</i>
PATELLA	Jan 31 2023	Feb 7 2023	13	NORMAL	LR-PA3440/13M/P-VPI
BASIC CARDIAC	Jan 31 2023	Feb 7 2023	13	NORMAL-PRACTITIONER	LR-BCA2018/13M/P-VPI
DENTITION	Jan 31 2023	Feb 7 2023	13	FULL	LR-DE1446/13M-VPI