

Dog Information

ember NAME	Female SEX
Labrador Retriever BREED ANCESTRY	December 13th, 2020 DATE OF BIRTH
American Kennel Club (AKC) REGISTRATION	n/a MICROCHIP

Brittany N Pescara
OWNER NAME

Canine Genetic Health Screen
TEST

January 13th, 2024
TEST DATE

BREED HEALTH TESTS

DISEASE	GENE	GENOTYPE	RESULT	TESTING RECOMMENDED BY
Centronuclear Myopathy, CNM	PTPLA	NN	Clear	
Degenerative Myelopathy, DM	SOD1A	GG	Clear	
Exercise-Induced Collapse, EIC	DNM1	GG	Clear	
Hereditary Nasal Parakeratosis, HNPk	SUV39H2	GG	Clear	
Hyperuricosuria and Hyperuricemia or Urolithiasis, HUU	SLC2A9 (Exon 5)	GG	Clear	
Macular Corneal Dystrophy, MCD	CHST6	CC	Clear	
Narcolepsy	HCRTR2	AA	Clear	
Progressive Retinal Atrophy, prcd	PRCD Exon 1	GG	Clear	
Pyruvate Kinase Deficiency	PKLR Exon 7 SNP Variant 1	CC	Clear	
Skeletal Dysplasia 2, SD2	COL11A2	GG	Clear	
Achromatopsia	CNGA3 (Exon 7 Deletion)	NN	Clear	
Alexander Disease	GFAP (Exon 4)	GG	Clear	
Canine Elliptocytosis	SPTB Exon 30	CC	Clear	
Congenital Myasthenic Syndrome, CMS	COLQ (Exon 14)	TT	Clear	
Golden Retriever Progressive Retinal Atrophy 2, GR-PRA2	TTC8 Exon 8	NN	Clear	

Dog Information





ember NAME	Female SEX
Labrador Retriever BREED ANCESTRY	December 13th, 2020 DATE OF BIRTH
American Kennel Club (AKC) REGISTRATION	n/a MICROCHIP

Brittany N Pescara
OWNER NAME

Canine Genetic Health Screen
TEST

January 13th, 2024
TEST DATE

BREED HEALTH TESTS

DISEASE	GENE	GENOTYPE	RESULT	TESTING RECOMMENDED BY
Myotubular Myopathy 1, X-linked Myotubular Myopathy, XL-MTM	MTM1 (Exon 7)	CC	Clear	
Progressive Retinal Atrophy, crd4/cord1	RPGRIP1 (Exon 2)	NN	Clear	
Stargardt Disease	ABCA4 Exon 28	NN	Clear	
Ullrich-like Congenital Muscular Dystrophy	COL6A3	GG	Clear	

AIS**PennHIP**

(877) 727-6800

www.antechimaging.com

Doctor's Copy

PennHIP Report

Referring Veterinarian: Dr Matthew Dikeman
Email: bahxrays@gmail.com

Clinic Name: Brittmoore Animal Hospital
Clinic Address: 1236 Brittmoore Rd.
Houston, TX 77043
Phone: (713) 468-8253
Fax: (713) 468-8995

Patient Information

Client: ~~Harris~~ Shannon

Patient Name: Ember

Reg. Name: ABC' Hot Burning Ember

PennHIP Num: 174159

Species: Canine

Date of Birth: 13 Dec 2020

Sex: Female

Date of Study: 25 May 2022

Date of Report: 29 May 2022

Tattoo Num: n/a

Patient ID: 122465

Registration Num: ss23101809

Microchip Num: n/a

Breed: LABRADOR RETRIEVER

Age: 17 months

Weight: 66.8 lbs/30.3 kgs

Date Submitted: 26 May 2022

Findings

Distraction Index (DI): Right DI = 0.50, Left DI = 0.62.

Osteoarthritis (OA): Radiographic evidence of MILD OA on the right hip, evidence of MILD OA on the left hip.

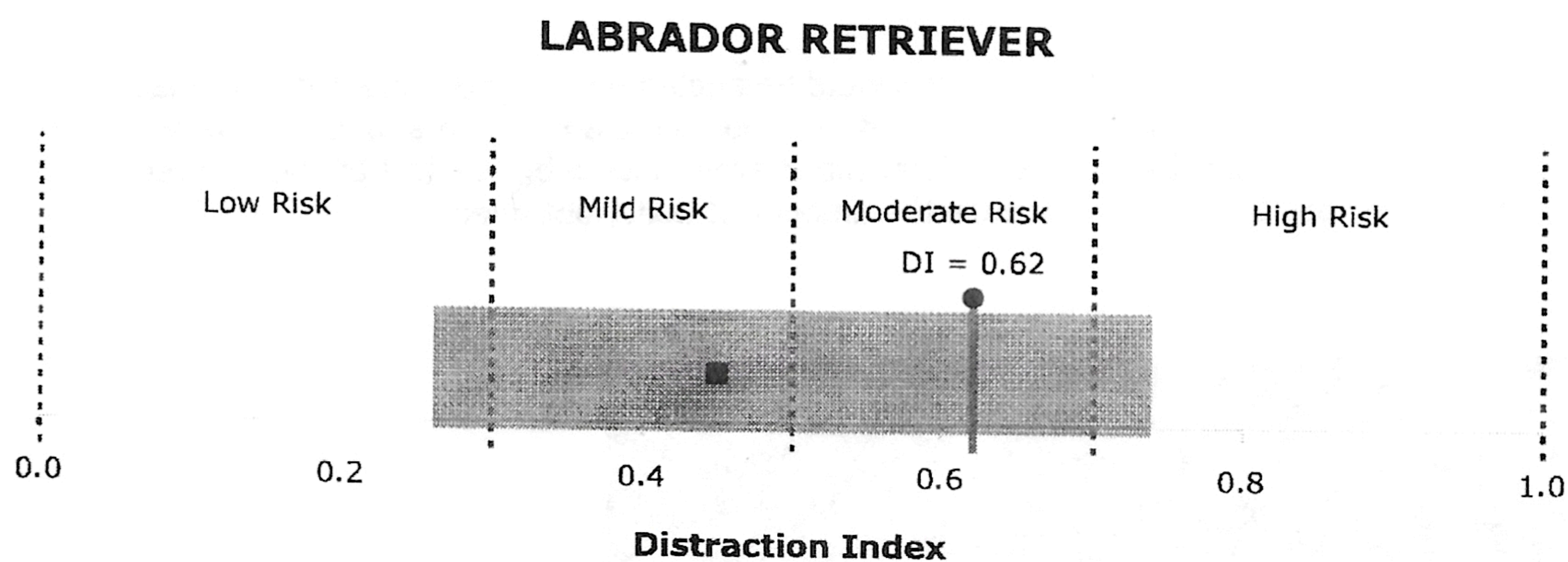
Cavitation/Other Findings: No cavitation present.

Interpretation

Distraction Index (DI): The laxity ranking is based on the hip with the greater laxity (larger DI). In this case the DI used is 0.62.

OA Risk Category: The DI is between 0.50 and 0.69. This patient is at moderate risk for hip OA.

Distraction Index Chart:



BREED STATISTICS: This interpretation is based on a cross-section of 39059 canine patients of the LABRADOR RETRIEVER breed in the AIS PennHIP database. The gray strip represents the central 90% range of DIs (0.26 - 0.74) for the breed. The breed average DI is 0.45 (solid square). The patient DI is the solid circle (0.62).

SUMMARY: The degree of laxity (DI = 0.62) falls within the central 90% range of DIs for the breed. This amount of hip laxity places the hip at a moderate risk to develop hip OA. Radiographic evidence for OA was found on one or both hips

Orthopedic Foundation for Animals
Elbow Dysplasia Evaluation Report



A Not-for-Profit
Organization

ABC'S HOT BURNING EMBER
registered name

SS23101809
registration no.

LABRADOR RETRIEVER
breed

F
sex

film/test/lab #

12/13/2020
date of birth

tattoo/microchip/DNA profile

17
age at evaluation in months

2365625
application number

06/01/2022
date of report

Owner

SHANNON HARRIS
4782 CARTWRIGHT RD
MONTGOMERY TX 77316

Veterinarian

BRITTMOORE ANIMAL HOSPITAL
1236 BRITTMOORE RD
HOUSTON TX 77043

Preliminary Elbow Dysplasia Evaluation Report

ELBOW JOINTS -- FLEXED LATERAL VIEW

 ✓ negative for elbow dysplasia L ✓ R ✓

ELBOW DYSPLASIA

GRADE I L _____ R _____
GRADE II L _____ R _____
GRADE III L _____ R _____

RADIOGRAPHIC FINDINGS

degenerative joint disease (DJD) L _____ R _____
united anconeal process (UAP) L _____ R _____
fragmented coronoid process (FCP) L _____ R _____
osteochondrosis L _____ R _____


G.G. KELLER, DVM, MS, DACVR
CHIEF OF VETERINARY SERVICES

ORTHOPEDIC FOUNDATION FOR ANIMALS, INC.

ABC'S HOT BURNING EMBER
registered name

LABRADOR RETRIEVER
breed

film/test/lab #

900235000611330
tattoo/microchip/DNA profile

2365625
application number

12/01/2023
date of report

RESULTS:

The results of the examination submitted to OFA indicate that no evidence of patellar luxation was recognized.

owner
BRITTANY PESCARA
1080 COUNTY RD T3
GRAND RAPIDS OH 43522

OFA eCert



Verify QR scan

SS23101809
registration no.

F
sex

12/13/2020
date of birth

35
age at evaluation in months



A Not-For-Profit Organization

LR-PA3795/35F/P-VPI
O.F.A. NUMBER

This number issued with the right to correct or revoke by the Orthopedic Foundation for Animals.

NORMAL - PRACTITIONER

G.G.KELLER, D.V.M., M.S., DACVR
CHIEF OF VETERINARY SERVICES

www.ofa.org

This electronic OFA certificate was generated on: 12/01/2023

This certification can be verified on the OFA website by entering the dog's registration number into the orange search box located at the top of the page or by scanning the QR code above.

If there are any errors on this certificate, please email CORRECTIONS@OFFA.ORG to request a correction.

Orthopedic Foundation for Animals, Inc.
2300 E. Nifong Blvd.
Columbia, MO 65201-3806

OFA website: www.ofa.org
E-mail address: ofa@offa.org
Phone number: 573-442-0418
Fax number: 573-875-5073

ORTHOPEDIC FOUNDATION FOR ANIMALS, INC.

ABC'S HOT BURNING EMBER
registered name

LABRADOR RETRIEVER
breed

film/test/lab #

900235000611330
tattoo/microchip/DNA profile

2365625
application number

12/01/2023
date of report

RESULTS:

Normal cardiovascular examination via auscultation - No evidence of congenital or acquired heart disease was noted. Since acquired heart disease may develop later, these evaluation results remain valid for one year, and annual examinations are recommended to continue to monitor cardiac health.

SS23101809
registration no.

F
sex

12/13/2020
date of birth

35
age at evaluation in months



A Not-For-Profit Organization

LR-BCA2866/35F/P-VPI
O.F.A. NUMBER

This number issued with the right to correct or revoke by the Orthopedic Foundation for Animals.

NORMAL/CLEAR - PRACTITIONER

owner
BRITTANY PESCARA
1080 COUNTY RD T3
GRAND RAPIDS OH 43522

OFA eCert



Verify QR scan

G.G.KELLER. D.V.M., M.S., DACVR
CHIEF OF VETERINARY SERVICES

www.ofa.org

This electronic OFA certificate was generated on: 12/01/2023

This certification can be verified on the OFA website by entering the dog's registration number into the orange search box located at the top of the page or by scanning the QR code above.

If there are any errors on this certificate, please email CORRECTIONS@OFFA.ORG to request a correction.

Orthopedic Foundation for Animals, Inc.
2300 E. Nifong Blvd.
Columbia, MO 65201-3806

OFA website: www.ofa.org
E-mail address: ofa@offa.org
Phone number: 573-442-0418
Fax number: 573-875-5073