

Dog Information

Siena NAME	Female SEX
Labrador Retriever BREED ANCESTRY	January 1st, 2022 DATE OF BIRTH
n/a REGISTRATION	n/a MICROCHIP

Brittany N Pescara
OWNER NAME

Canine Genetic Health Screen
TEST

October 4th, 2022
TEST DATE

BREED HEALTH TESTS

DISEASE	GENE	GENOTYPE	RESULT	TESTING RECOMMENDED BY
Centronuclear Myopathy, CNM	PTPLA	NN	Clear	
Degenerative Myelopathy, DM	SOD1A	GG	Clear	
Exercise-Induced Collapse, EIC	DNM1	GG	Clear	
Hereditary Nasal Parakeratosis, HNPk	SUV39H2	GG	Clear	
Hyperuricosuria and Hyperuricemia or Urolithiasis, HUU	SLC2A9 (Exon 5)	GG	Clear	
Macular Corneal Dystrophy, MCD	CHST6	CC	Clear	
Narcolepsy	HCRTR2	AA	Clear	
Progressive Retinal Atrophy, prcd	PRCD Exon 1	GG	Clear	
Pyruvate Kinase Deficiency	PKLR Exon 7 SNP Variant 1	CC	Clear	
Skeletal Dysplasia 2, SD2	COL11A2	GG	Clear	
Achromatopsia	CNGA3 (Exon 7 Deletion)	NN	Clear	
Alexander Disease	GFAP (Exon 4)	GG	Clear	
Canine Elliptocytosis	SPTB Exon 30	CC	Clear	
Congenital Myasthenic Syndrome, CMS	COLQ (Exon 14)	TT	Clear	
Golden Retriever Progressive Retinal Atrophy 2, GR-PRA2	TTC8 Exon 8	NN	Clear	

Dog Information





Siena NAME	Female SEX
Labrador Retriever BREED ANCESTRY	January 1st, 2022 DATE OF BIRTH
n/a REGISTRATION	n/a MICROCHIP

Brittany N Pescara
OWNER NAME

Canine Genetic Health Screen
TEST

October 4th, 2022
TEST DATE

BREED HEALTH TESTS

DISEASE	GENE	GENOTYPE	RESULT	TESTING RECOMMENDED BY
Myotubular Myopathy 1, X-linked Myotubular Myopathy, XL-MTM	MTM1 (Exon 7)	CC	Clear	
Progressive Retinal Atrophy, crd4/cord1	RPGRIP1 (Exon 2)	NN	Clear	
Stargardt Disease	ABCA4 Exon 28	NN	Clear	
Ullrich-like Congenital Muscular Dystrophy	COL6A3	GG	Clear	

Canine Genetic Health Certificate™

Call Name:	Siena	Laboratory #:	301229
Registered Name:	-	Registration #:	-
Breed:	Labrador Retriever	Certificate Date:	Sept. 22, 2022
Sex:	Female		
DOB:	Jan. 2022		

This canine's DNA showed the following genotype(s):

Disease	Gene	Genotype	Interpretation
Retinal Dysplasia/Oculoskeletal Dysplasia 1	COL9A3	WT/WT	Normal (clear)

WT, wild type (normal); M, mutant; Y, Y chromosome (male)



Blake C Ballif, PhD
Laboratory & Scientific Director



Christina J Ramirez, PhD, DVM, DACVP
Medical Director

Paw Print Genetics® performed the testing on the dog listed on this certificate. See the Laboratory Report for interpretation and recommendations based on these findings. The genes/diseases reported here were selected by the client. Normal results do not exclude inherited mutations not tested in these or other genes that may cause medical problems or may be passed on to offspring. The results included in this report relate only to the items tested using the sample provided. These tests were developed and their performance determined by Paw Print Genetics. This laboratory has established and verified the test(s)' accuracy and precision with >99.9% sensitivity and specificity. The presence of mosaicism may not be detected by this test. Non-paternity may lead to unexpected results. This is not a breed identification test. Because all tests performed are DNA-based, rare genomic variations may interfere with the performance of some tests producing false results. If you think these results are in error, please contact the laboratory immediately for further evaluation. In the event of a valid dispute of results claim, Paw Print Genetics will do its best to resolve such a claim to the customer's satisfaction. If no resolution is possible after investigation by Paw Print Genetics with the cooperation of the customer, the extent of the customer's sole remedy is a refund of the fee paid. In no event shall Paw Print Genetics be liable for indirect, consequential or incidental damages of any kind. Any claim must be asserted within 60 days of the report of the test results. Genetic counseling is available at Paw Print Genetics.